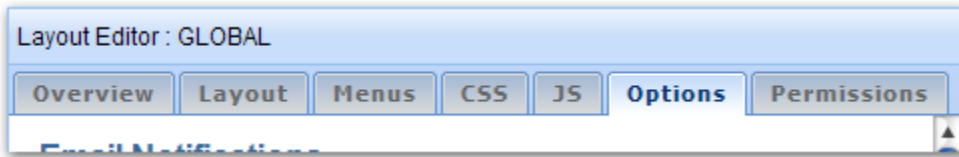


Options Tab

This tab is accessed from the [Layout Manager](#) in Theme Builder 3.0 and above.

The Options tab lets you tweak various settings such as breadcrumbs, printable layout, JavaScript libraries, etc.



Email Notifications

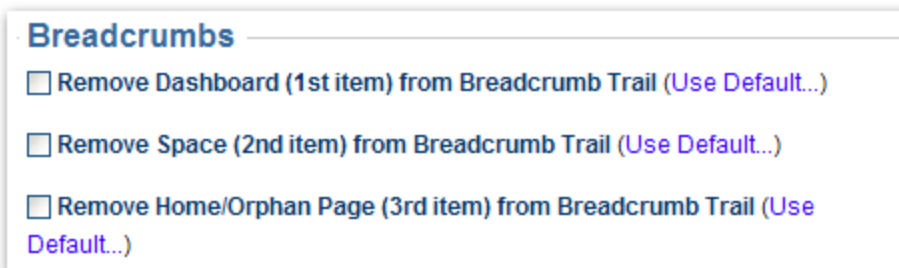
By default, when you edit pages an email notification will be sent to anyone watching the page. The person can manually check the "Minor Edit" text box to prevent notifications from being sent if desired.



The "Check 'minor edit' checkbox by default" option does just that - when someone edits a page the checkbox will automatically be checked. This is useful for spaces where the majority of edits are small and notifications are not generally desired.

Breadcrumbs

These options allow you to optionally hide any of the first three links on the breadcrumb trail.



The breadcrumb trail is added to a layout by placing the

```
[builder-breadcrumbs macro]
```

in one of the [layout panels](#) using the [Panel Editor](#).

If you want to add some custom links to the start of the breadcrumb trail, e.g. your own custom Dashboard link having hidden the default Dashboard link, you can do so using the following syntax:


```
{span:class=breadcrumbs}{menulink:home/space=Dashboard}Dashboard{menulink} > {span}{builder-breadcrumbs}
```

The [span macro](#) is used to apply the breadcrumbs class to the custom Dashboard link (which is added using the [menulink macro](#)) to ensure that it looks the same as the other links in the breadcrumb trail.

Page Alignment

This option sets the horizontal alignment of the [page panel](#) to either Left, Center or Right aligned.

Page Alignment

Centre  The alignment of the page (Use Default...)

For this setting to have effect, the width of the page panel must be less than 100%.

Printable Layout

This setting allows you to choose which layout is used when the printable view of a page is shown.

Printable Layout

The layoutId that should be used when this layout is printed (Use Default...)

PRINTABLE

To set the printable layout, enter the Layout ID for the layout you wish to use in to the text box. The ID for a layout is shown on the [Overview Tab](#).

If no ID is specified, the current layout will be used for the printable view.

To add a link within within your [menus](#), you can use the `compound-menulink` macro:

```
{compound-menuitem:printableView|icon=printer|caption=Printable View}
```

If you want to add a simple text link you can use the `menulink` macro:

```
{menulink:printableView}Print Version{menulink}
```

Favourites Icon

The favourites icon appears next to the URL in the web browser toolbar, bookmarks and some browser plugins. This option allows you to customise the favourites icon.

Favourites Icon

Location of favourites icon (full URL or SPACEKEY:page^attachment) (Use Default...)

<https://www.adaptavist.com/download/attachments/918/icon16.png>

For more information, please see [Favourites Icon](#).

? Unknown Attachment

System Administrators can set [permissions](#) to restrict who can use these options. By default, only Confluence site administrators (`confluence-administrators` group) can change these options.

Search Engine Optimisation

For more details on the options in this section, please see [Search Engine Optimisation](#).

Search Engine Optimisation

These options affect search engines (e.g. Google and Yahoo) if your site is publicly accessible and search appliances (e.g. Google Search Appliance) that may exist on company intranets. They do not affect the internal Confluence search engine (Lucene). Our online user guide contains more information and recommendations for various scenarios.

Note: It will usually take a few days (sometimes longer) for the changes you've made to take effect, depending on when the search engine and/or appliance next visits your site.

Defines the page title as shown in the window titlebar (Use Default...)

`{builder-pagetitle} - {builder-spacetitle} {builder-spacetitle:sitetitle=true|global=`

Automatically Generate

- ☒ Meta keywords based on labels (Use Default...)
- ☒ Meta description based on page excerpt (Use Default...)
- ☐ Meta author based on content author (Use Default...)

Search engines should

- ☐ Use public directories for page summaries where possible (Use Default...)
- ☒ Include the pages in their search index (Use Default...)
- ☒ Follow links to other pages (Use Default...)
- ☒ Archive pages and make cached versions available (Use Default...)
- ☒ Display page summaries in search results (Use Default...)

? Unknown Attachment

System Administrators can set [permissions](#) to restrict who can use these options. By default, only Confluence site administrators (`confluence-administrators` group) can change these options.

HTML Tag

? Unknown Attachment

System Administrators can set [permissions](#) to restrict who can use these options. By default, only Confluence site administrators (`confluence-administrators` group) can change these options.

This option allows you to add attributes to the `<HTML>` tag for all pages viewed with the layout.

HTML tag

Defines content to be placed inside the `<HTML>` tag (Use Default...)

The primary purpose of this option is to add a VML namespace when using things like the [Google Maps API](#):

```
xmlns="http://www.w3.org/1999/xhtml" xmlns:v="urn:schemas-microsoft-com:vml"
```

HTML Cache Control

This option allows you to customise the cache settings for the HTML output by the wiki, enabling external caches and the browser cache to heavily cache pages for greater performance.

HTML Cache Control

may be cached in public shared caches

Defines where data may be cached(Use Default...)

Cache for 10 minutes

Defines how long data can be cached for(Use Default...)

When using this option, changes and comments will generally not appear during the cache period unless a user clears their browser cache. If you allow public caching of the page, ISPs and proxy servers can also cache the page preventing end-users from receiving a new copy of the page until the cache expires.

This option is particularly useful in situations where your wiki is remotely accessed from an office in a different country with limited bandwidth - it allows changes to still propagate through to the other office, albeit delayed, whilst significantly reducing bandwidth consumption and load on your wiki server.

NB: In some server/network configurations Internet Explorer has issues with the "may be cached but not archived" setting which leads to the css being truncated and the display breaking. This setting should be avoided if you expect a large number of IE6 users.

Debug

These options allow additional "debug" information to be output in the HTML of pages using the layout.

Debug

☐ Display debug comment (Use Default...)

☐ Display Confluence and Theme Builder version number in footer (Use Default...)

Display debug comment

This option, when selected, will output a comment in the HTML source of web pages that use the layout.

```

<!-- main.vmd
  themebuilder : 'com.adaptavist.confluence.builder.theme.VelocityHelper@5ab51e'
  layout : 'com.adaptavist.confluence.builder.layouts.model.Layout@1ac00fe'
  spaceKey : 'sw'
  currentURL : '/pages/viewpage.action?spaceKey=sw&title=Home'
  contextPath : ''
  spaceName : 'Simon'
  printable : 'false'
  mode : 'view'
  context : 'page'
  decorator : '$decorator'
-->

```

This information is useful if you've encountered a problem with a layout and require [online support](#) but there are a few very useful bits of information for theme designers in there as well...

The decorator, context and mode values provide a quick way to determine settings for the [builder-show macro](#) and [builder-hide macro](#).

Values starting with a \$ indicate that the property is undefined for whatever page you are looking at.

If you don't need this information, de-select the option to reduce page sizes, bandwidth consumption and even a tiny bit of processing time on the server.

Display Confluence and Theme Builder version number in footer

This option, when selected, will show the version numbers of Theme Builder and Confluence at the bottom of pages.

This is often useful for support, especially in large organisations where internal policies would make this information otherwise difficult to find.

FAQs

Your site administrator might have restricted to some of the more advanced options (marked with

? Unknown Attachment

above) using the [Global Permissions Tab](#).

If the page is only cached by your web browser, clicking the refresh button will usually load a new version. Alternatively you could clear your browser cache to get new versions of all pages and files.

If the page has been cached by a public cache, eg. your ISP or a proxy server, clearing the browser cache will have little effect as you'll just get the publicly cached version.

One trick that we use is to add a question mark to the end of the URL followed by a random number. The caches see this as a new page ensuring you get the most recent version while Confluence will just ignore the question mark and the number after it. A key benefit of this approach is that only the HTML gets reloaded - all images and other files will remain cached.

Read [Layout Hierarchy](#) to find out 😊

See Also

- [builder-breadcrumbs macro](#) - this macro inserts the breadcrumb trail in to your layout and is affected by the Breadcrumbs options on the Options tab.
- [builder-pagetitle macro](#), [builder-spacetitle macro](#) - these macros can be used in the Page Title setting of the Options tab
- [menuicon macro](#) - this option can be used to add icons to menus and content and is affected by the "Enable PNG alpha-transparency" setting on the Options tab