

# pagetree2 macro

## {pagetree2} macro













 This macro required Theme Builder 3 or above

### Overview

### Usage

```
{pagetree2:@space|selectionMode=node}
```

### Parameters

Parameter	Required	Default	Notes	Builder Version
<b>default</b>		@space	Defines where the page tree should start from: <ul style="list-style-type: none"><li>• SPACEKEY:pagename - a specific page in a specific space</li><li>• <i>page title</i> - a specific page (defined by it's title) in the current space</li><li>• @self - the current page</li><li>• @parent - the parent of the current page</li><li>• @parentparent - the parent of the parent of the current page</li><li>• @space - the currently viewed space showing all top-level pages and also news items (default)</li><li>• @orphan - same as @space</li><li>• @root - the root of the current tree</li><li>• @home - the homepage of currently viewed space (does not include news items)</li><li>• @dashboard - the Confluence dashboard showing all spaces the user has access to</li></ul>	3.0
<b>space</b>		current space	If you want to show a page tree for a different space, specify the space key of that space using this parameter.	3.0
<b>page</b>			An alternate way to specify the page (by it's title) to use as the root node of the tree.	3.0
<b>target</b>			The target window that links in the tree should be opened in (eg. _blank or _self).	3.0
<b>showIcons</b>		true	Should icons be shown in the tree? <ul style="list-style-type: none"><li>• <b>true</b> - show icons (default)</li><li>• <b>false</b> - do not show icons</li></ul>	3.0
<b>selectionMode</b>		node	When a node is selected in the tree, what should be highlighted? <ul style="list-style-type: none"><li>• <b>node</b> - highlight the node caption (default)</li><li>• <b>row</b> - highlight the entire row</li></ul>	3.0
<b>autoCollapse</b>		false	Only allow a single node to be expanded? <ul style="list-style-type: none"><li>• <b>false</b> - allow any number of nodes to be expanded (default)</li><li>• <b>true</b> - when a node is opened, collapse all other nodes</li></ul>	3.0
<b>indent</b>		true	Should different levels of the tree be indented? <ul style="list-style-type: none"><li>• <b>true</b> - indent each level (default)</li><li>• <b>false</b> - left align all levels</li></ul>	3.0
<b>showRoot</b>		true	Should the root node of the tree be shown? <ul style="list-style-type: none"><li>• <b>true</b> - show the root node</li><li>• <b>false</b> - hide the root node</li></ul>	3.0
<b>branchStyle</b>		plus-lines	Defines how the structure of the tree is visualised: <ul style="list-style-type: none"><li>• <b>plus-lines</b> - +/- buttons, dotted lines (default)</li><li>• <b>plus-nolines</b> - +/- buttons, no lines</li><li>• <b>ball-lines</b> - yellow sphere buttons, dotted lines</li><li>• <b>ball-nolines</b> - yellow sphere buttons, no lines</li><li>• <b>arrow</b> - green arrow buttons, no lines</li></ul>	3.0
<b>iconStyle</b>		computer	Which icon set should be used? <ul style="list-style-type: none"><li>• <b>computer</b> - computer style icons (default)</li><li>• <b>website</b> - website style icons</li><li>• <b>builder</b> - Theme Builder style icons</li><li>• <b>bookshelf</b> - bookshelf style icons</li></ul>	3.0
<b>class</b>			An optional CSS class to assign to the outer wrapper of the page tree.	3.0

openpage	✖	true	When a link is clicked, should the corresponding page be opened? <ul style="list-style-type: none"><li>• <b>true</b> - open the link</li><li>• <b>false</b> - highlight the link, but don't open it</li></ul>	3.0
allowdrag	✖	false	Allow pages in the tree to be dragged to new locations? <ul style="list-style-type: none"><li>• <b>true</b> - allow page moving</li><li>• <b>false</b> - do not allow page moving</li></ul>	3.0
treename	✖		The name of the tree (for use with pagepanel macro) ⚠ May be deprecated or changed in future versions	3.0
titletip	✖	false	Should the page title be used as the tooltip when hovering over items in the tree? <ul style="list-style-type: none"><li>• <b>true</b> - display the page title in the tooltip</li><li>• <b>false</b> - display the date and author of the item in the tooltip</li></ul>	3.0
initialDepth	✖	1	Prevent the tree expanding beyond this depth on page startup.	3.0

Examples

Hints and Tips

CSS Customisation

FAQs

See Also